



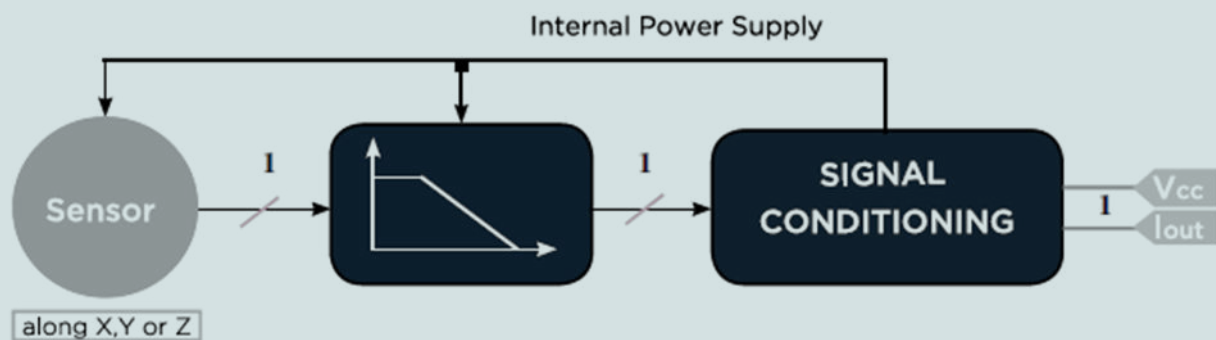
SEISMIC ACCELEROMETER (4-20mA)



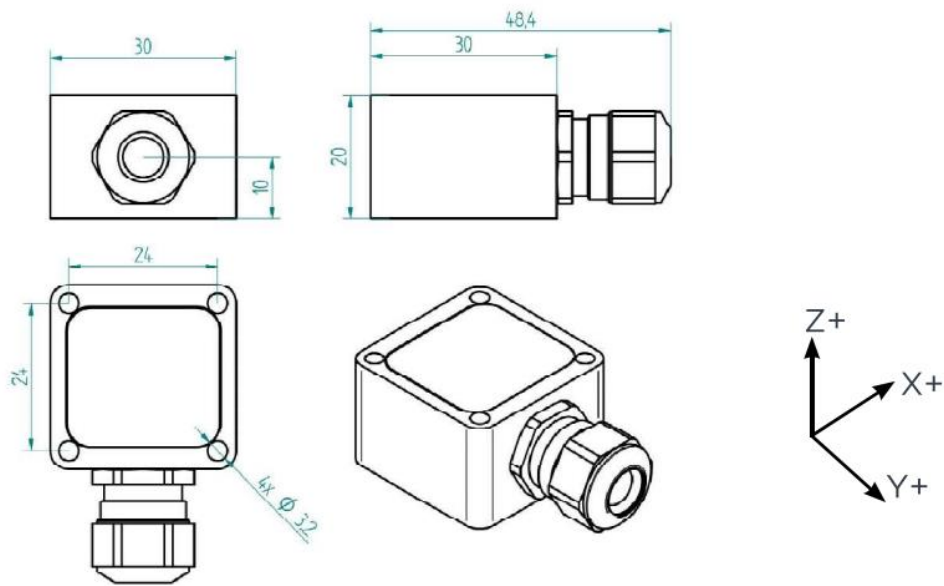
PROPERTIES

- 1-axis
- Background noise as low as $1\mu\text{g}/\sqrt{\text{Hz}}$
- Embedded 4..20mA signal conditioning
- Self-powered Current Loop
- Compact and rugged design
- IP67 ingress protection grade

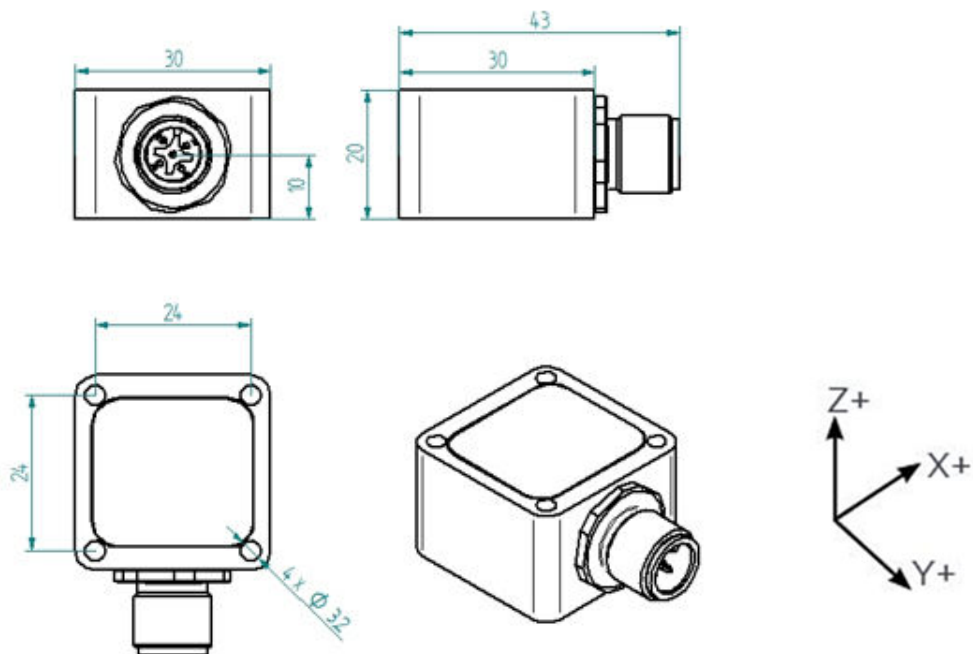
BLOCK DIAGRAM



DIMENSIONS - Cable Gland Model



DIMENSIONS - M12 Connector Model



MOUNTING ACCESSORIES

See "IAC - Accelerometer Accessories data sheet"

SPECIFICATIONS - All Models

OUTPUT/CHANNEL	Output Range	4-20mA
	Supply Voltage	10-30 VDC
	Lower frequency limit	0 Hz (DC)
	Non-linearity	± 0.5 % typ. - 1.5% max.
	Sensitivity Error	2%
	Transverse Sensitivity	2 % typ. - 3 % max.
	Offset	± 20 mg
	Destruction limit	1000g
ENVIRONMENTAL CHARACTERISTICS	Temperature Range	Operating -40 to 85°C / -40 to 185°F
	Drift of sensitivity	150 ppm/°C
	Drift of zero point	± 0.5 mg/°C
	Ingress protection grade	IP67
MECHANICAL DATA	Weight Without Cable (g)	⁽¹⁾ CG/97, CO/213 - ⁽²⁾ CG/57, CO/127
	Case Material	Stainless Steel or Aluminium
	Mounting	3.2 mm diameter holes (4x)

⁽¹⁾ Stainless Steel Casing AISI316 Grade (e.g. for offshore/marine environment)

⁽²⁾ Aluminum (MIL-A-8625 Type II coating)

PERFORMANCES - BY MODEL

Range - g	Sensitivity - mA/g	Freq. Response (-3dB) - Hz	Noise - µg/√Hz
+/- 3	2,67	0 - 500	1,0
+/- 5	1,60	0 - 650	1,5

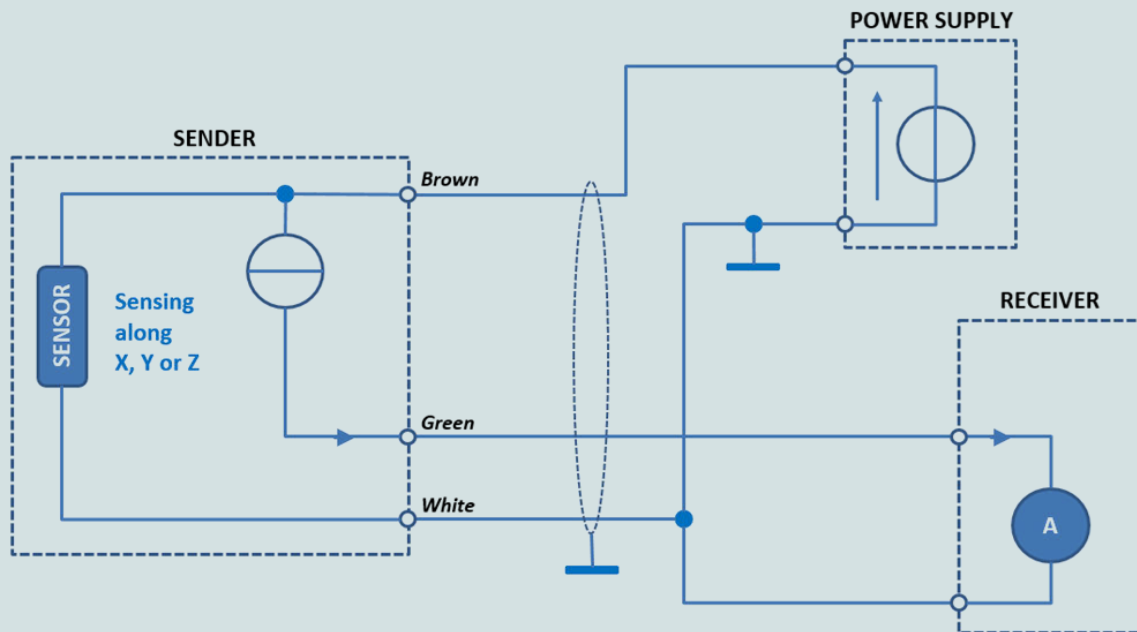
ELECTRICAL CONNECTIONS - Cable Gland Model

Signal X sensing	Signal Y sensing	Signal Z sensing	3 x 0,25 ²
Sensor supply + input	Sensor supply + input	Sensor supply + input	Brown
Sensor supply - input	Sensor supply - input	Sensor supply - input	White
X Axis Out			Green
	Y Axis Out		Green
		Z Axis Out	Green

ELECTRICAL CONNECTIONS - M12 Connector Model

I 01		1	OUT 1	4-20mA current output
		2	NC	-
		3	NC	-
		4	+24VDC	Sensor supply + input
		5	0VDC	Sensor supply - input

ELECTRICAL CONNECTIONS



ORDERING INFORMATION

IAC - UHRS - I - 01 - A - XX - XX - Xg - XXXXHz - X - XX.X m

Sensing Axis	Cable Connection		Casing		Range	Low Pass Filter Frequencies		Low Pass Filter Orders		Cable Length
X	CG	Cable Gland	AL	Aluminium	± 3g	0100	100Hz	1	1st order	Value in meter
Y	CO	M12	SS	Stainless Steel	± 5g	0250	250Hz	2	2nd order	
Z						0500	500Hz			