



FEATURES

- Digitally selectable bandwidth, gain, shunt, and offset/span calibration via SENSIT® LITE app
- Highly configurable analog output with countless offset and span variations ranging from -10 to 10 VDC
- Fault detection (Open/Short Circuit and/or Temperature Out of Operating Range)
- Hot swappable with on-board active ESD and over voltage/current protection
- Flexible power options (USB/external supply)
- Independent offset and span adjustment for more precise calibration
- Dedicated chassis connection
- IAA105 features **Bluetooth®** 5.0 wireless technology
- Reliable spring loaded 35 mm DIN rail clip design

MATERIAL & MANUFACTURING

- High-Reliability PCB/Assembly (IPC CLASS III)
- High-Temperature Rated Material/BOM Items
- Strictly Controlled Inspection, Test, and Calibration Process
- Fully Controlled Handling/Packaging Process
- Extensive Test and Validation for 100% of Production Units
- Individual Calibration Report/Certification for Instruments and Systems

APPLICATIONS

- Medical
- Aerospace
- Precision Industrial Automation
- Lab & Field Instrumentation
- Precision Manufacturing

SPECIFICATIONS

GENERAL

Item Number	FSH04453
Version of Bluetooth® wireless technology	Bluetooth® 5 Low Energy
Radio frequency used by Bluetooth® wireless technology	2.360 GHz to 2.500 GHz
Communication range utilizing Bluetooth® wireless technology	33 ft. [10 m]
Material	Aluminum Body/Stainless Steel Cover
Weight	0.25 lb [115 g]
IP Rating	IP40

INPUT

Input Type	Strain Gauge (Differential Input up to ±10 mV/V)
Internal Shunt Value	150/100/60 kΩ
Non-Linearity	±0.004% of FSR
Bridge Excitation	Variable up to 10 VDC
Min/Max Bridge Resistance	350 Ω to 5000 Ω

OUTPUT

Gain Range	200/600/1500/2000
Output Range (single ended)	Up to ±10 VDC (FSR)
Load Impedance	>2000 Ω
Bandwidth (Hz)	See Chart
Noise	See Chart

POWER

Supply	5 VDC to 30 VDC or USB Powered
Inrush Current	400 mA (Max)
Power Consumption	1.2 W (instrument only)

ENVIRONMENT

Operating Temperature	-4°F to 158°F [-20°C to 70°C]
Storage Temperature	-40°F to 185°F [-40°C to 85°C]
Temperature Stability/Drift	15 ppm of FSR/°C

CONFORMITY

RoHS	2011/65/EU Compliant
CE	EN 61326-1:2013; FCC 15.107:2021; FCC 15.109:2021; FCC 15.109(g):2021; ICES-003 Issue 7:2020; FCC 15.247:2021; EN 300 328 V2.2.2:2019-07; EN 301 489-17 V3.2.4:2020-09

Model IAA105

LED INDICATORS

Color	Functionality
Solid Green LED	Normal operation mode
Blinking Red LED	Fault condition detected
Green LED indicating Bluetooth® wireless communication status	Blinking when advertising and solid when paired/connected

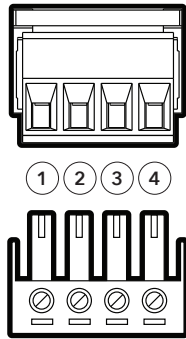
Note: The device will continue advertising upon startup and it automatically shuts off if not paired within 3 minutes. Power cycle to restart.

NOISE

Bandwidth (-3 dB)	Noise at Default Gain	Noise at Max Gain
1 kHz	2.8 mVp-p	3.6 mVp-p
10 kHz	3.4 mVp-p	6 mVp-p

SENSOR SIDE (item #GOD04252)

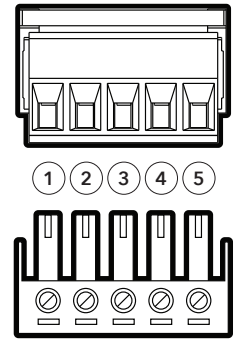
PIN	WIRING CODE	PIN FUNCTIONALITY	COLOR
1	+ E	+ Excitation	Red
2	- S	- Signal	White
3	+ S	+ Signal	Green
4	- E	- Excitation	Black



Note: For 6 wire sensors, connect +Sense to +Excitation and -Sense to -Excitation.

POWER/OUTPUT (item #GOD04253)

PIN	WIRING CODE	PIN FUNCTIONALITY	COLOR
1	CHASSIS	Shield	Orange
2	VIN	Power Supply	Red
3	GND	Power Ground	Black
4	GND	Output Ground	Blue
5	VOUT	Output Signal	Green



Note: For Sensors with Shield, use Pin 1 (Chassis) of 'Power/Output Connections' for Shield Connection.

General notes:

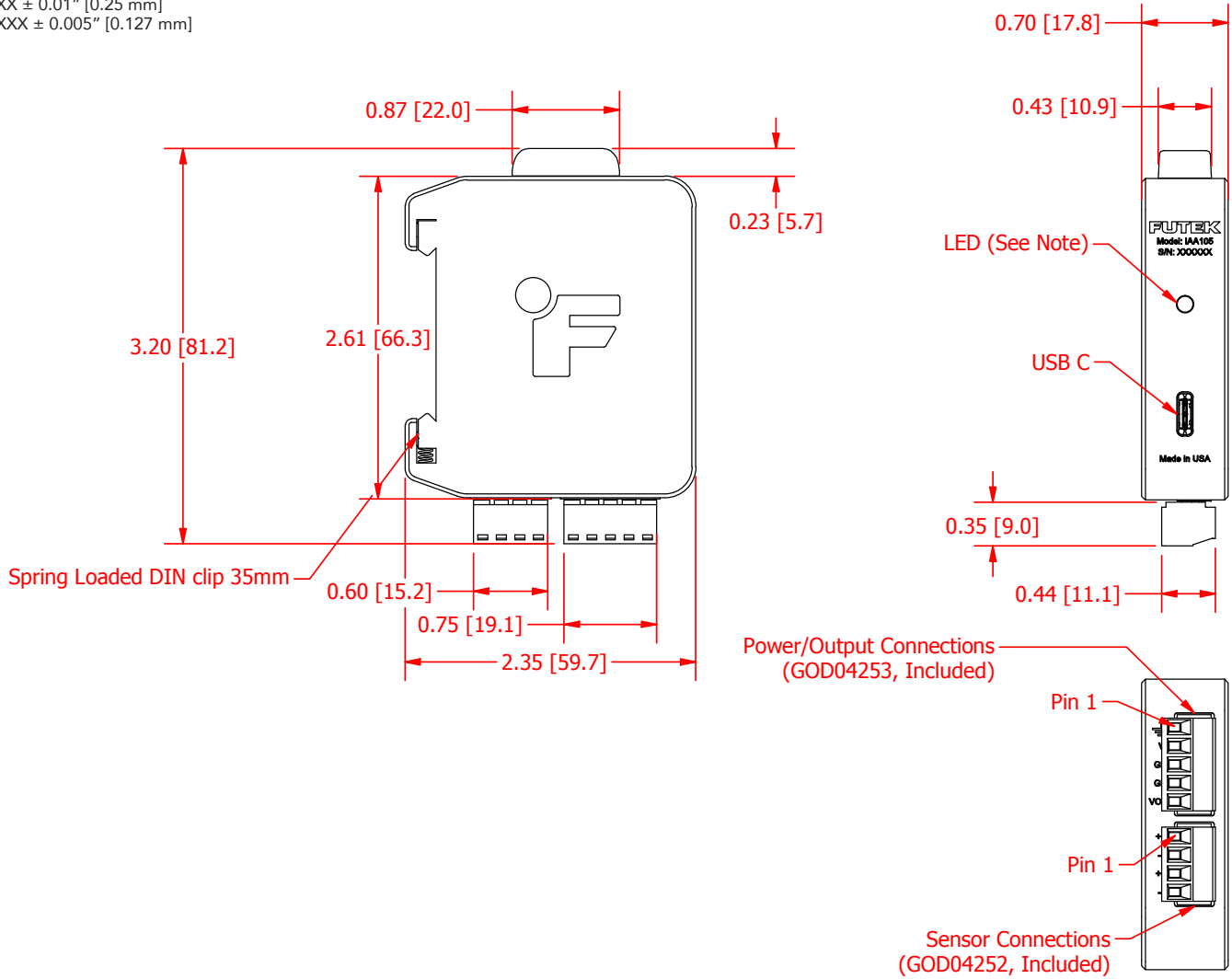
- Default Settings: Gain = 600, Bandwidth = 1kHz, Differential Input = 2 mV/V, Output = 10 VDC
- FSR = Full scale reading
- All Grounds are internally connected.
- The casing of the USB connector and the sensor receptacle are internally connected to Chassis via the body of the enclosure.



Model IAA105

DIMENSIONS inches [mm]

TOLERANCE:
 .X ± 0.1" [2.5 mm]
 .XX ± 0.01" [0.25 mm]
 .XXX ± 0.005" [0.127 mm]



Drawing Number: FI1569

FUTEK reserves the right to modify its design and specifications without notice. Please visit <http://www.futek.com/salesterms> for complete terms and conditions.

The information provided herein was developed using FEA analysis, empirical data and multiple testing simulations. FUTEK presents the information in good faith and believes it is correct but makes no representations or warranties as to the completeness or accuracy of the information provided. User's application may produce different data and/or results. By using this information, you agree that you have read and understand this disclosure. Please contact us to discuss your particular application and needs.

10 Thomas, Irvine, CA 92618 USA
 futek@futek.com

www.futek.com



RoHS



U.S. Manufacturer