



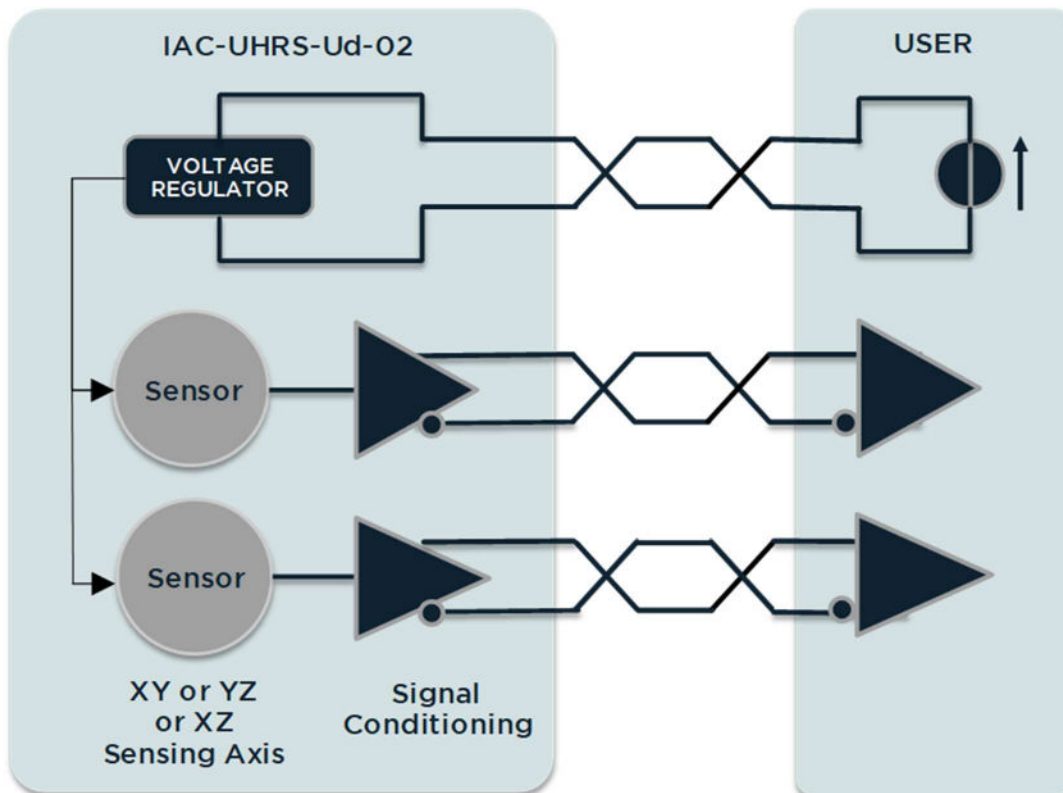
SEISMIC ACCELEROMETER



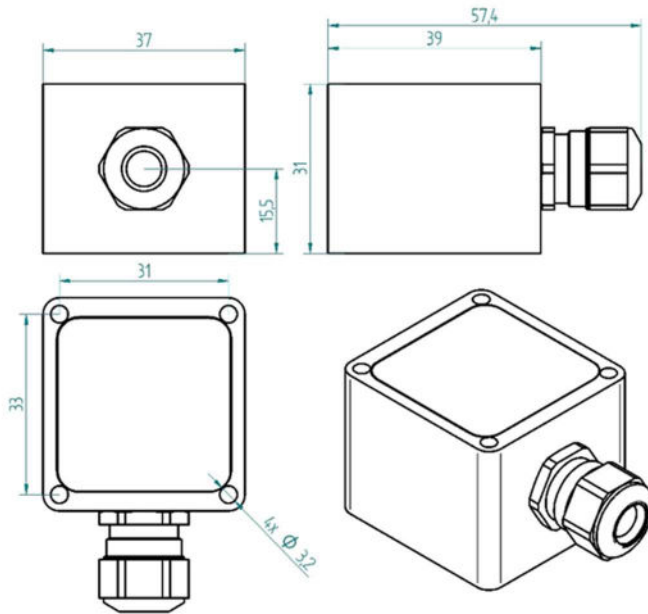
PROPERTIES

- Background noise as low as $1\mu\text{g}/\sqrt{\text{Hz}}$
- 2-axis
- Amplified $\pm 2.7\text{V}$ differential output
- Embedded signal conditioning
- Compact and rugged design
- IP67 ingress protection grade

BLOCK DIAGRAM



DIMENSIONS



NOTE

When mounted with sensing axis vertical all units will indicate 1g offset due to gravity.

SPECIFICATIONS - ALL MODELS

OUTPUT/ CHANNEL	Output Range	±2.7 V	
	Supply Voltage	10 - 30 V	
	Lower frequency limit	0 Hz (DC)	
	Non-linearity	0.5% typ. - 1.5% max.	
	Sensitivity Error	2%	
	Transverse Sensitivity	2% typ. - 3% max.	
	Offset	±20 mg	
	Destruction limit	1000 g	
ENVIRONMENTAL CHARACTERISTICS	Temperature Range	Operating From -40 to 80 °C	Non-Operating From -55 to 85 °C
	Drift of sensitivity	150 ppm/°C	
	Drift of zero point	±0.5 mg/°C	
	Ingress protection grade	IP67	
MECHANICAL DATA	Weight Without Cable	100 gram (188 gram ⁽¹⁾)	
	Case Material ⁽¹⁾	Aluminium / Stainless Steel	
	Mounting	3.2 mm diameter holes (4x)	

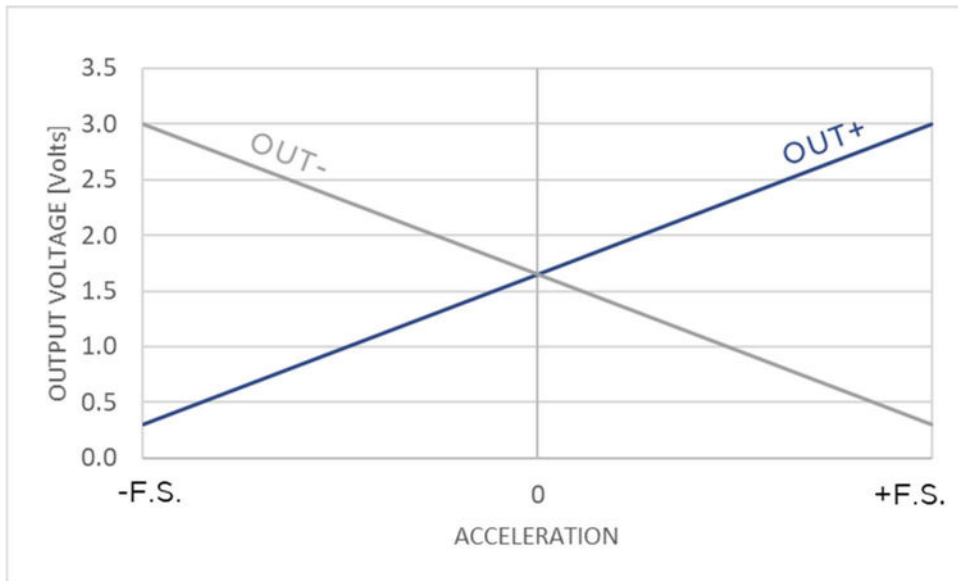
⁽¹⁾ Stainless Steel Casing and Cable Gland A4 / AISI316 Grade (e.g. for offshore/marine environment)

PERFORMANCES - BY MODEL

Range (g)	Sensitivity (mV/g)	Frequency Response (-3dB) (Hz)	Noise (µg/√Hz)
±3	900	0-500	1.0
±5	540	0-650	1.5

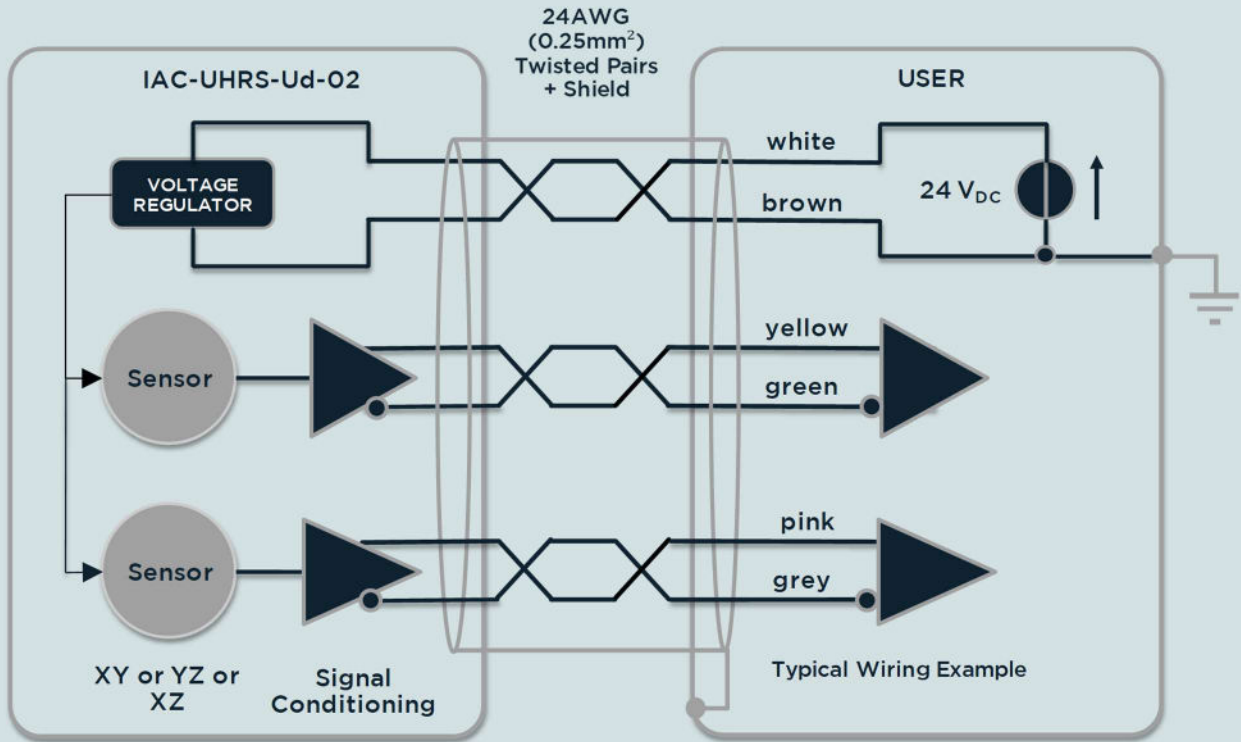
⁽¹⁾ Calibration data supplied with sensor

ELECTRICAL RESPONSE



ELECTRICAL CONNECTIONS

Signal (XY sensing)	Signal (XZ sensing)	Signal (YZ sensing)	3 x 2 x 0.25 ²
Supply+	Supply+	Supply+	White
Supply-	Supply-	Supply-	Brown
x-axis+	x-axis+	y-axis+	Yellow
x-axis-	x-axis-	y-axis-	Green
y-axis+	z-axis+	z-axis+	Pink
y-axis-	z-axis-	z-axis-	Grey



ORDERING INFORMATION

