


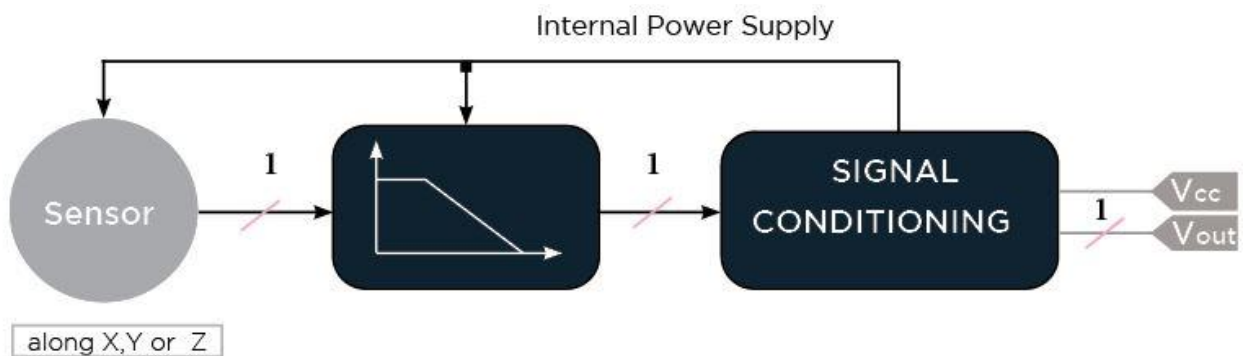
ROBUST ACCELEROMETER



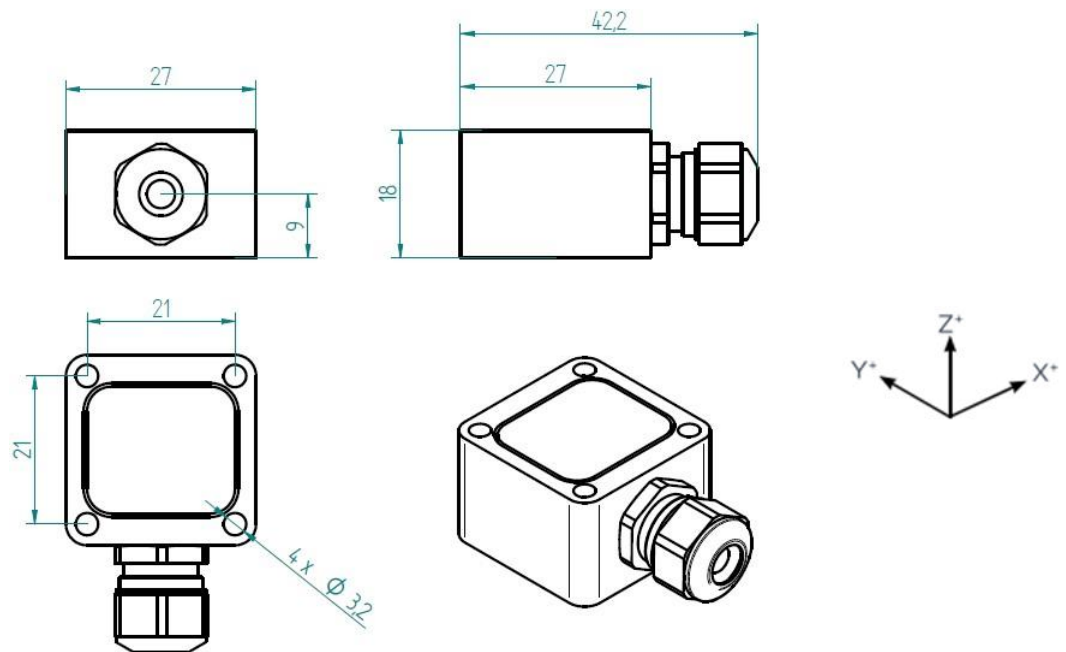
PROPERTIES

- 1 axis
- Suited for direct connection to standard control and measurement equipment, e.g., PLCs or panel meters.
- Embedded 0..3V signal conditioning
- Galvanically Isolated
- Protected against false polarization.
- Compact and rugged design
- Protection grade IP67

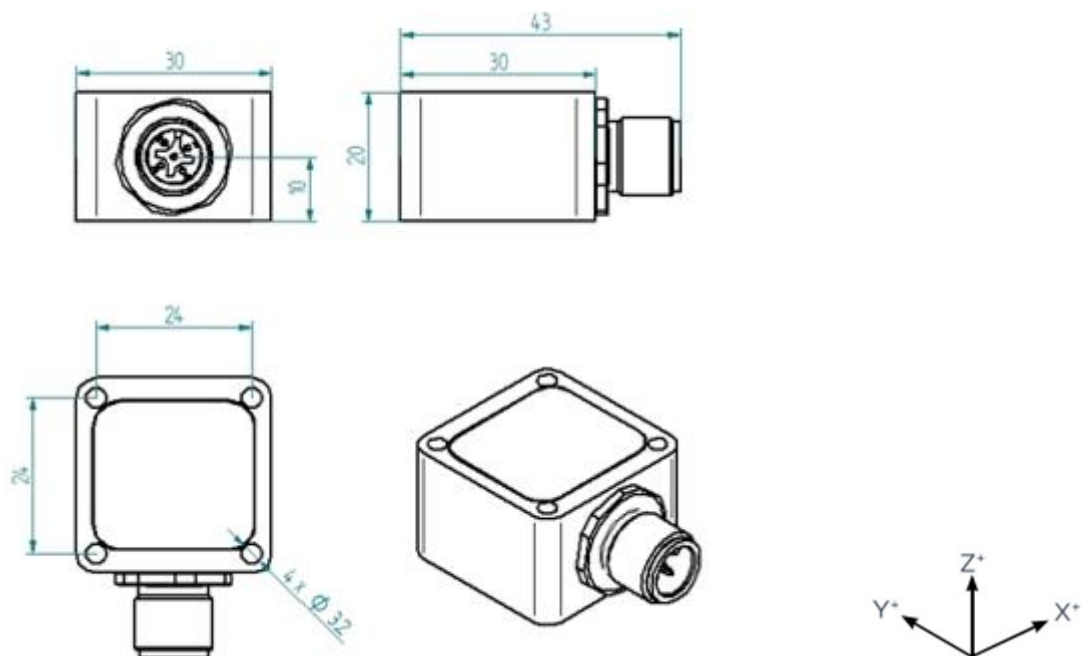
BLOCK DIAGRAM



DIMENSIONS - Cable Gland Model



DIMENSIONS - M12 Connector Model



MOUNTING ACCESSORIES

See "IAC - Accelerometer Accessories data sheet"

SPECIFICATIONS - ALL MODELS

OUTPUT/CHANNEL	Output Range	0-3.0 V	
	Supply Voltage	12-30 V	
	Measuring Range	± 2g or ± 6 g	
	Sensitivity	0.6 V/g (± 2g range) or 0.2 V/g (± 6g range)	
	Lower frequency limit	0 Hz (DC)	
	Upper -3 dB frequency limit	100, 250, 500 or 1000 Hz (1st of 2nd order)	
	Non-linearity	± 0.5 % F.S.	
	Residual noise	< 50 µg/vHz	
	Transverse sensitivity	< 5 %	
	Destruction limit	± 5000g	
ENVIRONMENTAL CHARACTERISTICS	Temperature range	Operating -20..85°C / -4..185°F	Non-Operating <-40 ; >85°C / <-40; >185°F
	Temperature coefficient of sensitivity	± 0.01 %/°C	
	Temperature drift of zero point	± 0.5 mg/°C	
	Protection grade	IP67	
MECHANICAL DATA	Weight Without Cable (g)	(1) CG/75, CO/102 - (2) CG/42, CO/68	
	Case Material	Stainless Steel or Aluminium	
	Mounting	3.2 mm diameter holes (4x)	


⁽¹⁾ Stainless Steel Casing AISI316 Grade (e.g. for offshore/marine environment)

⁽²⁾ Aluminium (MIL-A-8625 Type II coating)

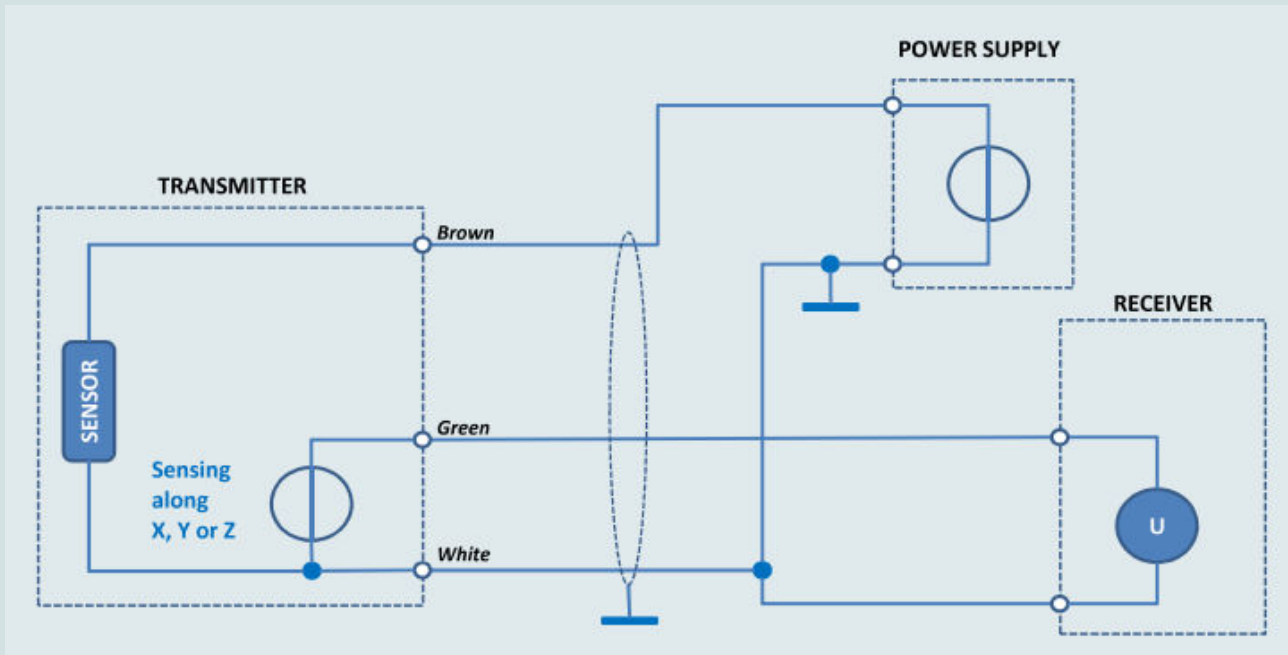
ELECTRICAL CONNECTIONS - Cable Gland Model

Signal X sensing	Signal Y sensing	Signal Z sensing	3 x 0,25 ²
Sensor supply + input	Sensor supply + input	Sensor supply + input	Brown
Sensor supply - input	Sensor supply - input	Sensor supply - input	White
X Axis Out			Green
	Y Axis Out		Green
		Z Axis Out	Green

ELECTRICAL CONNECTIONS - M12 Connector Model

U 01		1	OUT	Voltage unipolar output
		2	NC	-
		3	NC	-
		4	+24VDC	Sensor supply + input
		5	0VDC	Sensor supply - input

ELECTRICAL CONNECTIONS



ORDERING INFORMATION

IAC	-	U	-	01	-	A	-	XX	-	XX	-	Xg	-	XXXXHz	-	X	-	XX.X m
Sensing Axis		Cable Connection			Casing		Range		Low Pass Filter Frequencies		Low Pass Filter Orders		Cable Length					
X	CG	Cable Gland		AL	Aluminium	± 2g	0100	100Hz	1	1st order	Value in meter							
Y	CO	M12		SS	Stainless Steel	± 6g	0250	250Hz	2	2nd order								
Z							0500	500Hz										
							1000	1000Hz										