


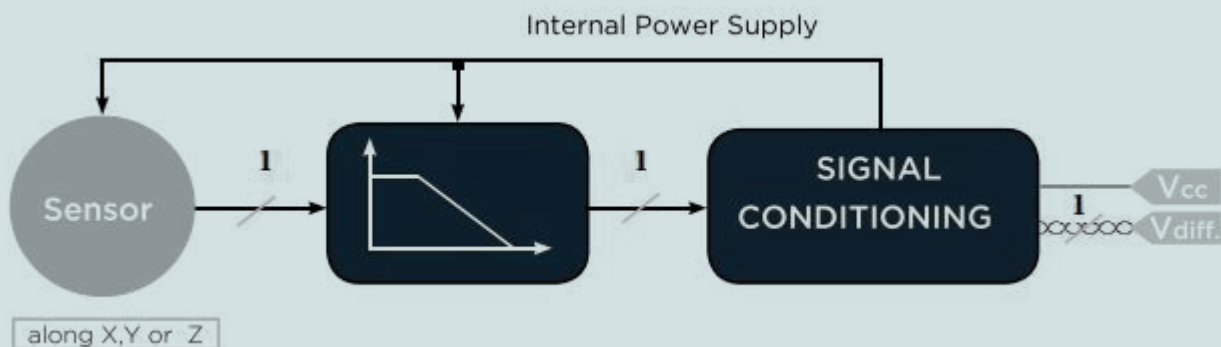
HIGH RESOLUTION ACCELEROMETER



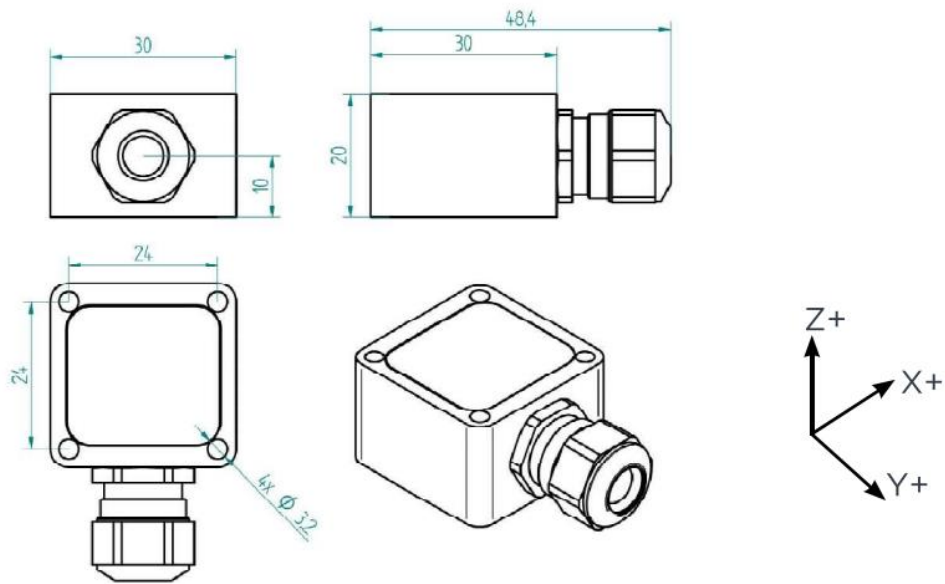
PROPERTIES

- 1-axis, low noise accelerometer
- Amplified +/- 4V differential output
- Suited for direct connection to standard control and measurement equipment, e.g. PLCs or panel meters
- Embedded signal conditioning
- Compact and rugged design
- Protection grade IP67

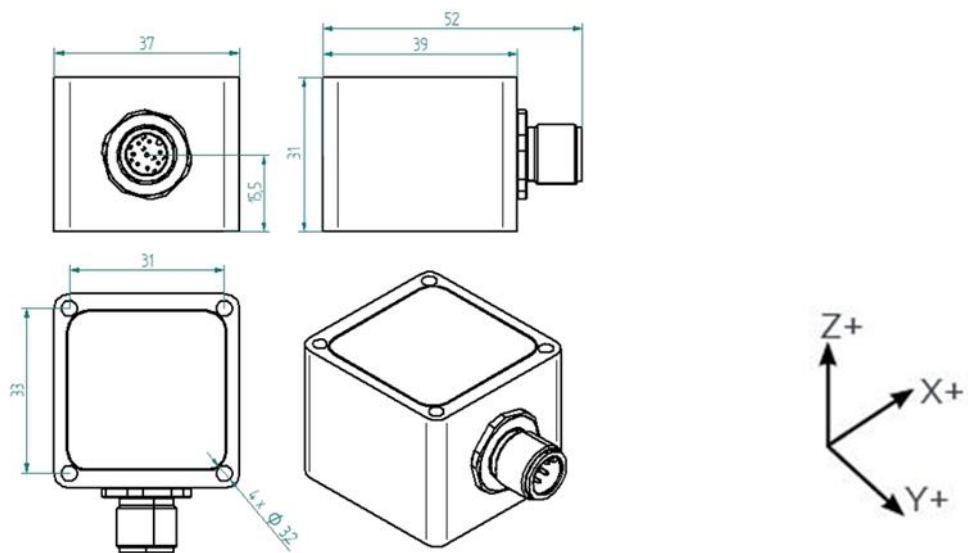
BLOCK DIAGRAM



DIMENSIONS - Cable Gland Model



DIMENSIONS - M12 Connector Model



MOUNTING ACCESSORIES

See "IAC - Accelerometer Accessories data sheet"

SPECIFICATIONS - ALL MODELS

OUTPUT/CHANNEL	Output Range	± 4V	
	Supply Voltage	10-30 VDC	
	Lower frequency limit	0 Hz (DC)	
	Non-linearity	± 0.5 % F.S.	
	Sensitivity Error	0.5% typ. - 1 % max.	
	Transverse Sensitivity	2 % typ. - 3 % max.	
	Offset	0.2 % F.S. typ. - 0.5 % F.S. max.	
	Destruction limit	± 5000g	
ENVIRONMENTAL CHARACTERISTICS	Operating temperature Range	Operating -40 to 125°C / -40..185°F	Non-Operating <-55 ; >125°C / <-67 ; >257°F
	Temperature coefficient of sensitivity	± 0.03 % /°C	
	Temperature drift of zero point	± 0.02 % F.S./°C	
	Protection grade	IP67	
MECHANICAL DATA	Weight Without Cable (g)	⁽¹⁾ CG/97, CO/232 - ⁽²⁾ CG/57, CO/146	
	Case Material	Stainless Steel or Aluminium	
	Mounting	3.2 mm diameter holes (4x)	

⁽¹⁾ Stainless Steel Casing AISI316 Grade (e.g. for offshore/marine environment)

⁽²⁾ Aluminium (MIL-A-8625 Type II coating)

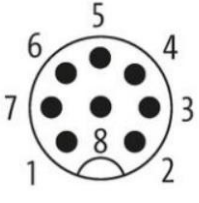
PERFORMANCES - BY MODEL

Range - g	Sensitivity - mV/g	Freq. Response (-3dB) - Hz	Noise - µg/√Hz
+/- 2	2000	0 - 400	5
+/- 5	800	0 - 600	7
+/- 10	400	0 - 1000	10
+/- 25	160	0 - 1500	25
+/- 50	80	0 - 2000	50
+/- 100	40	0 - 2500	100
+/- 200	20	0 - 3000	200
+/- 400	10	0 - 4000	400

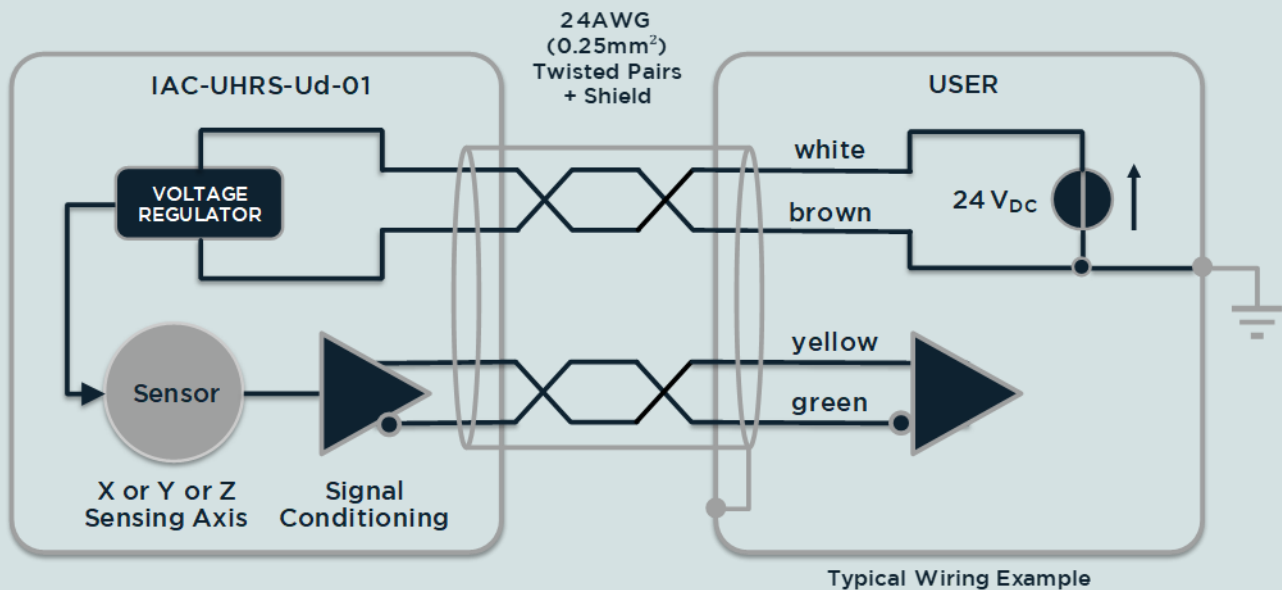
ELECTRICAL CONNECTIONS - Cable Gland Model

Signal X sensing	Signal Y sensing	Signal Z sensing	2 x 2 x 0,25 ²
Sensor supply + input	Sensor supply + input	Sensor supply + input	White
Sensor supply - input	Sensor supply - input	Sensor supply - input	Brown
X Axis +	Y Axis +	Z Axis +	Yellow
X Axis -	Y Axis -	Z Axis -	Green

ELECTRICAL CONNECTIONS - M12 Connector Model

Ud 01		1	+24VDC	Sensor supply + input
		2	NC	-
		3	NC	-
		4	NC	-
		5	NC	-
		6	OUT -	- Voltage differential output
		7	OUT +	+ Voltage differential output
		8	OVDC	Sensor supply - input

ELECTRICAL CONNECTIONS



ORDERING INFORMATION

IAC - HiRes - Ud - 01 - A - XX - XX - Xg - XX.X m

Sensing Axis	Cable Connection		Casing		Range	Cable Length
X	CG	Cable Gland	AL	Aluminium	± 2g	Value in meter
Y	CO	M12	SS	Stainless Steel	± 5g	
Z					± 10g	
					± 25g	
					± 50g	
					± 100g	
					± 200g	
					± 400g	